










## Directions to Rocky Mountain Wellness Castle Rock Office

### From I-25 South

-  1: Merge onto I-25 S / US-87 S via the ramp on the LEFT toward COLO SPGS.
-  2: Take the PLUM CREEK PKWY exit- EXIT 181- toward WILCOX STREET.
-  3: Turn LEFT onto PLUM CREEK PKWY.
-  4: Turn RIGHT onto S WILCOX ST.
-  5: End at **405 S Wilcox St**  
Castle Rock, CO 80104-2665, US

### From I-25 North

-  1: Merge onto I-25 N toward DENVER.
-  2: Take the WILCOX STREET exit- EXIT 181- toward PLUM CREEK PKWY.
-  3: Turn LEFT onto S WILCOX ST.
-  4: End at **405 S Wilcox St**  
Castle Rock, CO 80104-2665, US

